

HW 8 – Report

General

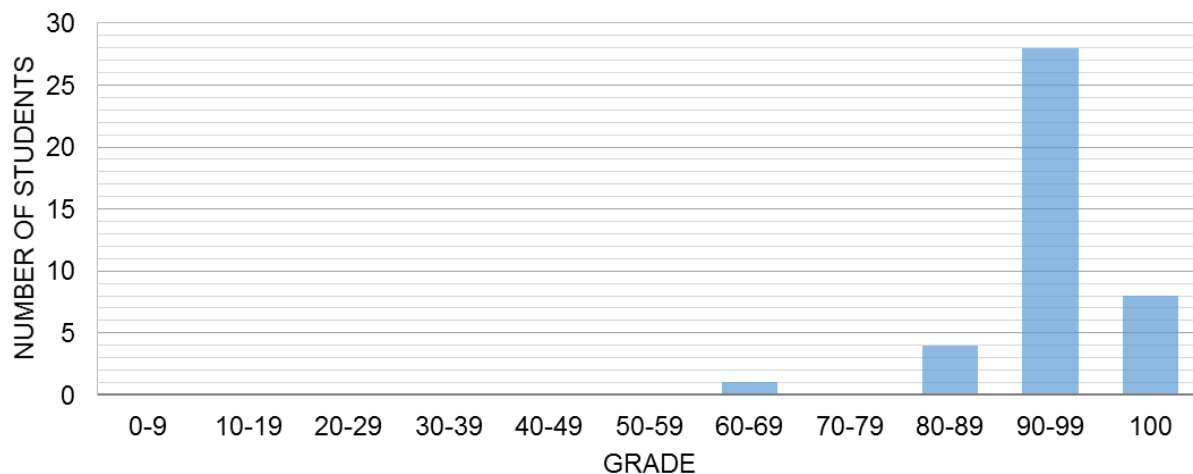
Total number of students	41
Number of submitted HW	41
Number of not submitted HW	0
Number of problems	5+1
Average grade (w/o bonus)	95.15
Standard deviation of grades	6.167
Undergraduate (w/ bonus)	
Average grade	109.6
Standard deviation of grades	11.89
Graduate	
Average grade	98.00
Standard deviation of grades	1.728

Individual problem breakdown

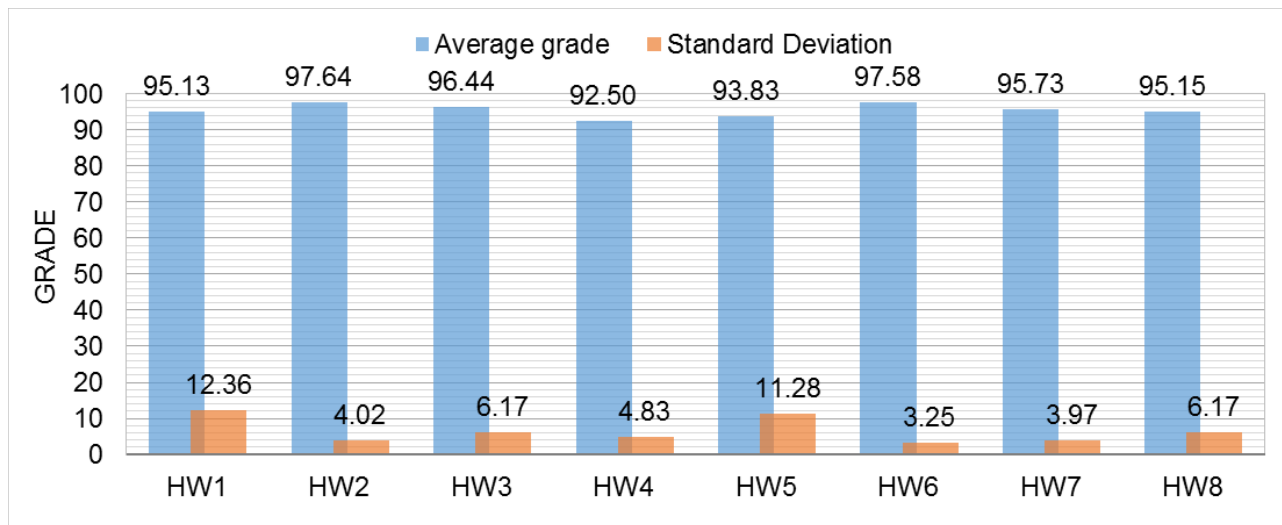
Problem	5.46	5.62	5.63	5.80	6.2	C5.3*
Average grade	9.74	9.21	9.34	9.87	9.63	9.75
Standard deviation of grades	0.48	1.52	0.97	0.58	0.94	0.54

*Based on the number of students who attempted to solve the problem

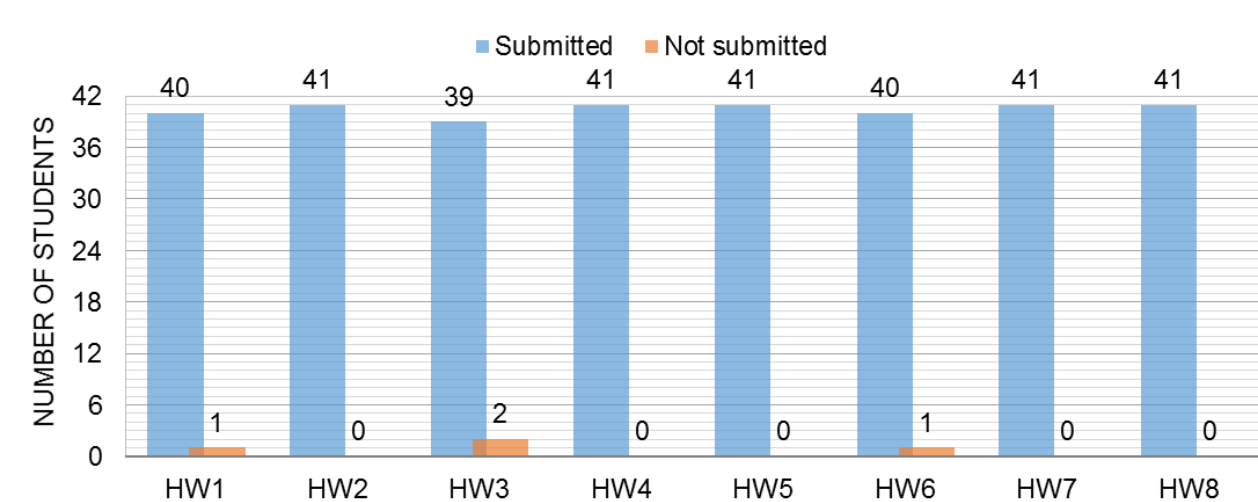
Grade distribution



Grade history



Submission history



Comments

- Some students did not write the equation in its non-dimensional form (P5.46).
- Few students made calculations mistakes.
- Some students made mistakes in computing the Pi groups.