

HW 10 – Report

General

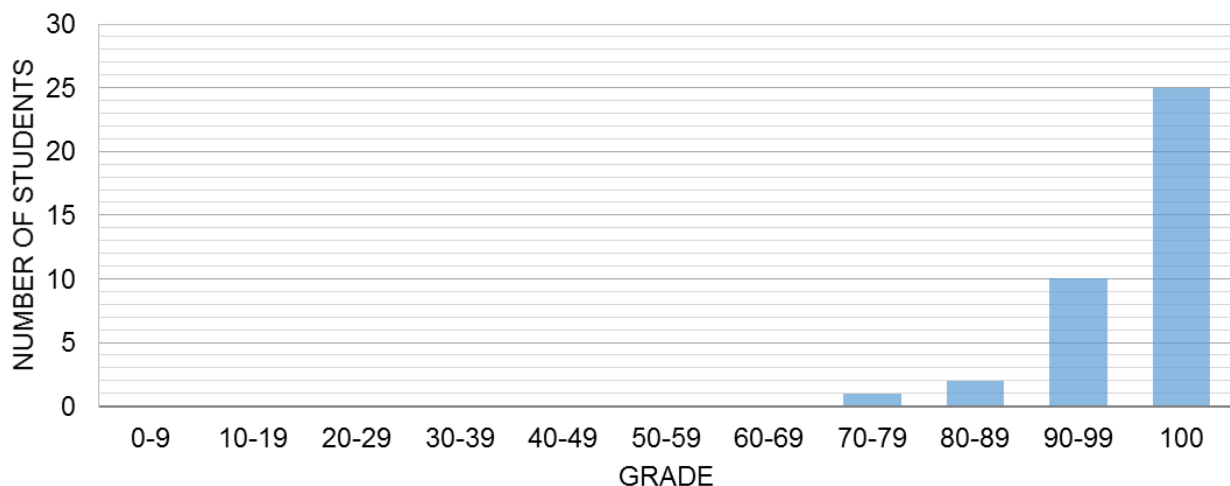
Total number of students	41
Number of submitted HW	38
Number of not submitted HW	3
Number of problems	6+1
Average grade (w/o bonus)	97.55
Standard deviation of grades	5.69
Undergraduate (w/ bonus)	
Average grade	104.90
Standard deviation of grades	8.26
Graduate	
Average grade	90.86
Standard deviation of grades	12.93

Individual problem breakdown

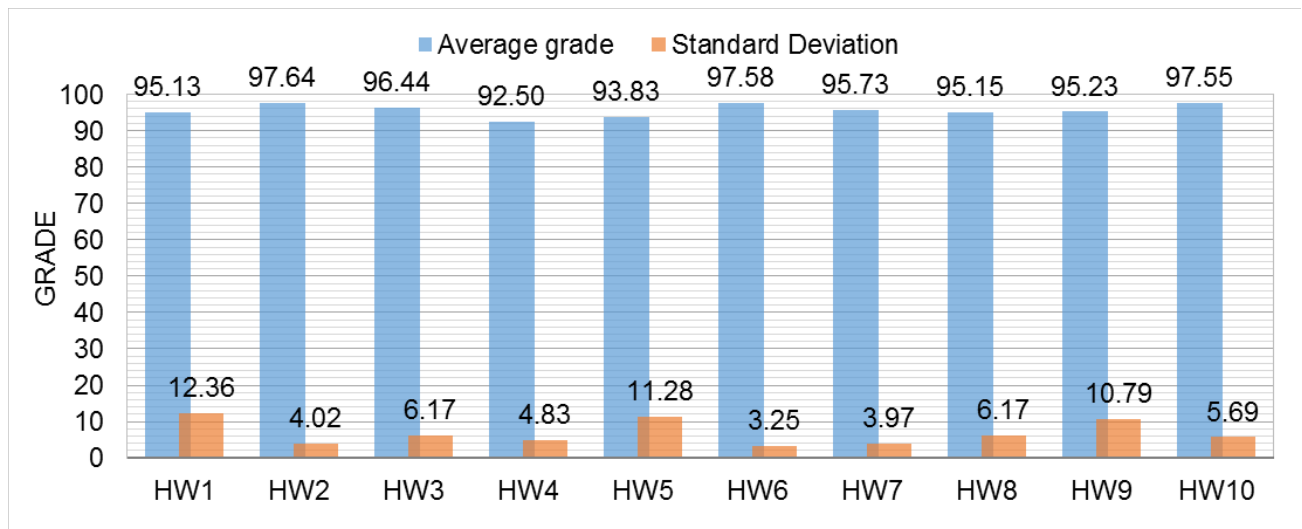
Problem	6.41	6.55	6.69	6.90	6.109	6.111	C6.4*
Average grade	9.81	9.89	9.83	9.86	9.86	9.93	9.24
Standard deviation of grades	0.49	0.50	0.61	0.49	0.43	0.26	2.24

*Based on the number of students who attempted to solve the problem

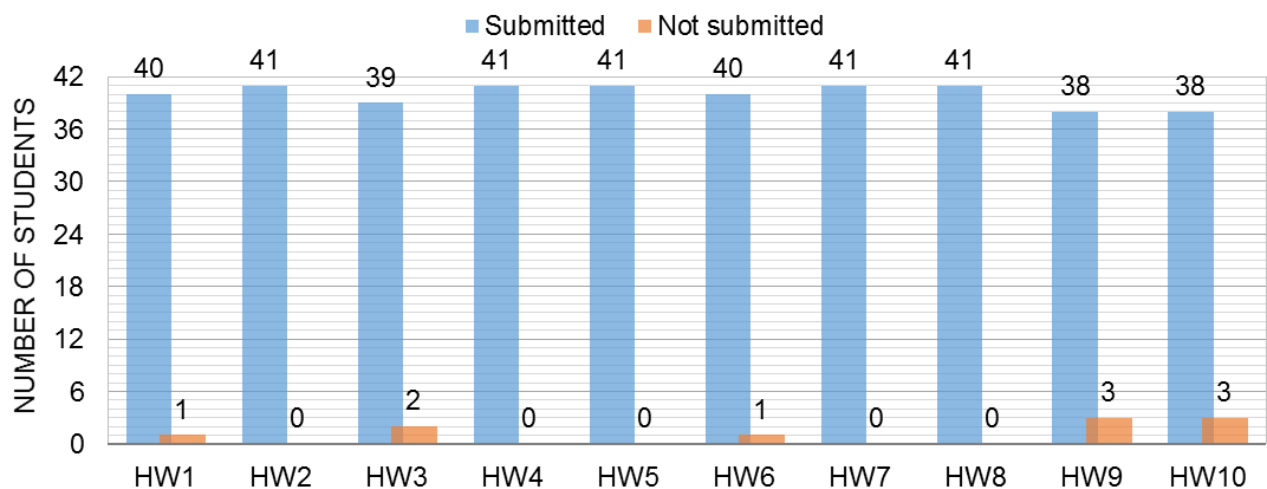
Grade distribution



Grade history



Submission history



Comments

- Calculation mistakes were the most common error.
- 35% of undergraduate students attempted to solve the comprehensive problem.