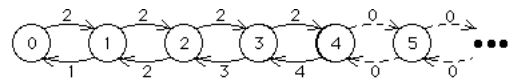


This Hypercard stack was prepared by:  
Dennis L. Bricker,  
Dept. of Industrial Engineering,  
University of Iowa,  
Iowa City, Iowa 52242  
e-mail: dbricker@icaen.uiowa.edu

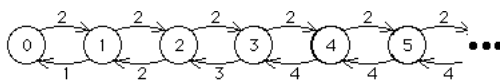
## Queueing Models

*Match the Birth/Death model to the queue classification!*



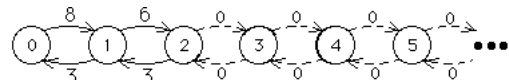
arrival process  
service process  
# of servers  
max # in system  
# in source population  
M/M/c/m/n

- Ⓐ M/M/1
- Ⓑ M/M/2
- Ⓒ M/M/4
- Ⓓ M/M/1/4
- Ⓔ M/M/2/4
- Ⓕ M/M/4/2
- Ⓖ M/M/4/4
- Ⓗ M/M/2/4/4
- Ⓙ M/M/1/2/4



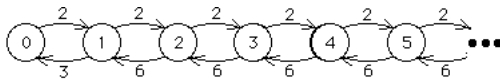
arrival process  
service process  
# of servers  
max # in system  
# in source population  
M/M/c/m/n

- Ⓐ M/M/1
- Ⓑ M/M/2
- Ⓒ M/M/4
- Ⓓ M/M/1/4
- Ⓔ M/M/2/4
- Ⓕ M/M/4/2
- Ⓖ M/M/4/4
- Ⓗ M/M/2/4/4
- Ⓙ M/M/1/2/4



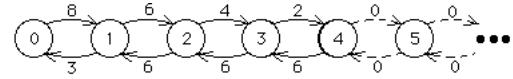
arrival process  
service process  
# of servers  
max # in system  
# in source population  
M/M/c/m/n

- Ⓐ M/M/1
- Ⓑ M/M/2
- Ⓒ M/M/4
- Ⓓ M/M/1/4
- Ⓔ M/M/2/4
- Ⓕ M/M/4/2
- Ⓖ M/M/4/4
- Ⓗ M/M/2/4/4
- Ⓙ M/M/1/2/4



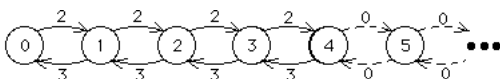
arrival process  
service process  
# of servers  
max # in system  
# in source population  
M/M/c/m/n

- Ⓐ M/M/1
- Ⓑ M/M/2
- Ⓒ M/M/4
- Ⓓ M/M/1/4
- Ⓔ M/M/2/4
- Ⓕ M/M/4/2
- Ⓖ M/M/4/4
- Ⓗ M/M/2/4/4
- Ⓙ M/M/1/2/4



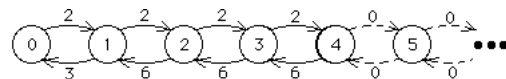
arrival process  
service process  
# of servers  
max # in system  
# in source population  
M/M/c/m/n

- Ⓐ M/M/1
- Ⓑ M/M/2
- Ⓒ M/M/4
- Ⓓ M/M/1/4
- Ⓔ M/M/2/4
- Ⓕ M/M/4/2
- Ⓖ M/M/4/4
- Ⓗ M/M/2/4/4
- Ⓙ M/M/1/2/4



arrival process  
service process  
# of servers  
max # in system  
# in source population  
M/M/c/m/n

- Ⓐ M/M/1
- Ⓑ M/M/2
- Ⓒ M/M/4
- Ⓓ M/M/1/4
- Ⓔ M/M/2/4
- Ⓕ M/M/4/2
- Ⓖ M/M/4/4
- Ⓗ M/M/2/4/4
- Ⓙ M/M/1/2/4



arrival process  
service process  
# of servers  
max # in system  
# in source population  
M/M/c/m/n

- Ⓐ M/M/1
- Ⓑ M/M/2
- Ⓒ M/M/4
- Ⓓ M/M/1/4
- Ⓔ M/M/2/4
- Ⓕ M/M/4/2
- Ⓖ M/M/4/4
- Ⓗ M/M/2/4/4
- Ⓙ M/M/1/2/4