

## How to access Wiley-Plus

1. Find a paper as shown in Fig. 1. It should be included in the **front page of the textbook, inside a white envelope**. Newly purchased textbook must have it.

**Fundamentals of Fluid Mechanics 5e**  
0-471-67582-2  
Bruce R. Munson, Donald F. Young, Theodore H. Okiishi

To access the website, you must first register. Follow these instructions:

1. In your web browser, navigate to:  
<http://www.wiley.com/college/munson>
2. Click on the cover of the textbook you are using.
3. Click on the "Student" link under the "Go to Companion Sites" heading on the left
4. Once at the Student Companion Site, click on "**Login/Register**" in the Toolbox section on the right.
5. Scroll down to the New Registration section, enter the Registration Code below and click submit:  
  
XXXXX-XXXXX-XXXXX-XXX
6. If you've never registered for a student site on Wiley Higher Education Web Site before, click on *New Wiley Users*. If you're an Existing Wiley User, follow the instructions provided on the site.
7. New Wiley Users, please fill out the registration form, choosing your user name and password. Make note of the Login Name and Password you create below: (note: usernames and passwords are case sensitive):  
  
Login Name \_\_\_\_\_  
Password \_\_\_\_\_
8. Click the "**Continue**" button when you have completed the registration form.

Once you have completed the entire process, you will arrive at the Companion site for your book. We recommend that you bookmark the site for easy access throughout your course of study. Remember, keep this card to remind you of the username and password you create!

Fig. 1

2. Access the Wiley website as listed:

<http://www.wiley.com/college/munson>

3. Click the picture as seen in Fig. 2.



Fig. 2

4. Click “the Student Companion Site” as shown in Fig. 3.

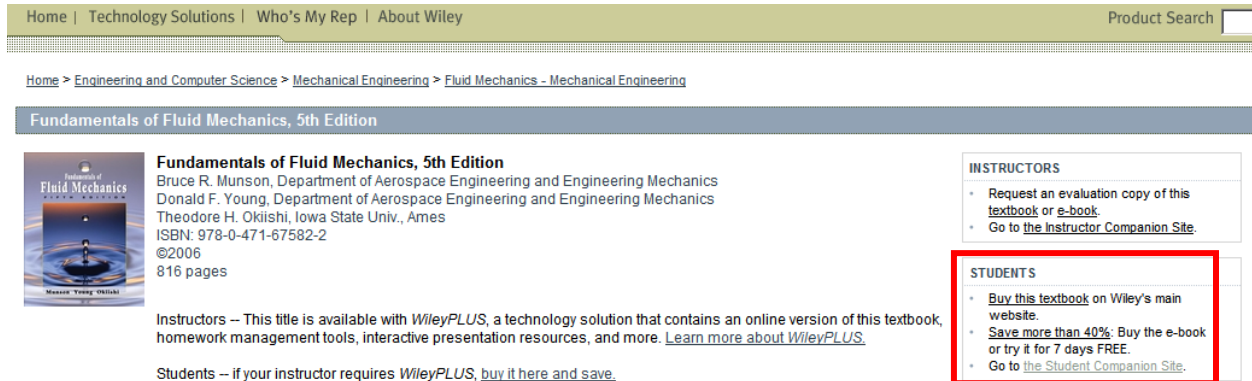


Fig. 3

5. To see/download the resources in the “Student Companion Site”, you need to register yourself **using digits number given in Fig. 1 (xxxxx-xxxxx-xxxx-xxx)**. Initial registration requires the digits number given in Fig. 1, so **make sure that you have the digits number with you and DO NOT SHARE IT WITH OTHER STUDENTS!!!!** Follow the procedure/guidance in the website for your initial registration. In the next time, you will use **your own username and password** to log-in the “Student Companion Site”.

6. Once your registration is succeeded, try to obtain resources from the website. For instance, if you want to watch relevant movies, go to “Videos” link under “Browse by Resource” as shown in Fig. 4.

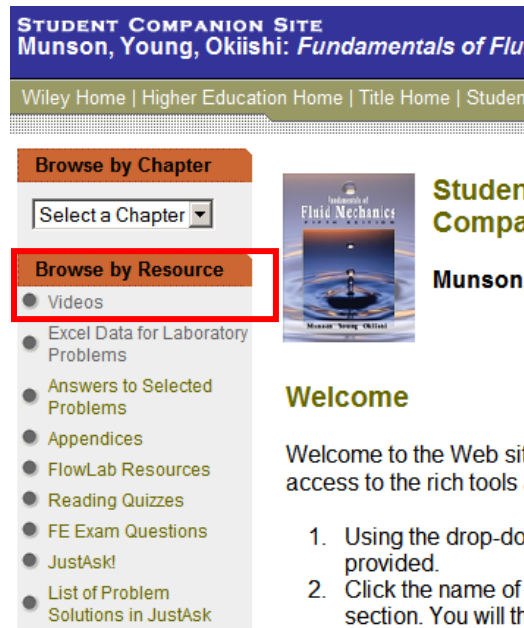


Fig. 4

7. Click any of links as shown in Fig. 5. If the site asks you a username and password to watch movies, **use your own** as you already set up. Once you properly type in your username and password, movies are available as shown in Fig. 6.

### Videos

requires Apple QuickTime Plug-in

### Password Protected Assets Need to Register?

- |                  |            |
|------------------|------------|
| <b>Chapter 1</b> | Chapter 8  |
| Chapter 2        | Chapter 9  |
| Chapter 3        | Chapter 10 |
| Chapter 4        | Chapter 11 |
| Chapter 5        | Chapter 12 |
| Chapter 6        |            |
| Chapter 7        |            |

Fig. 5

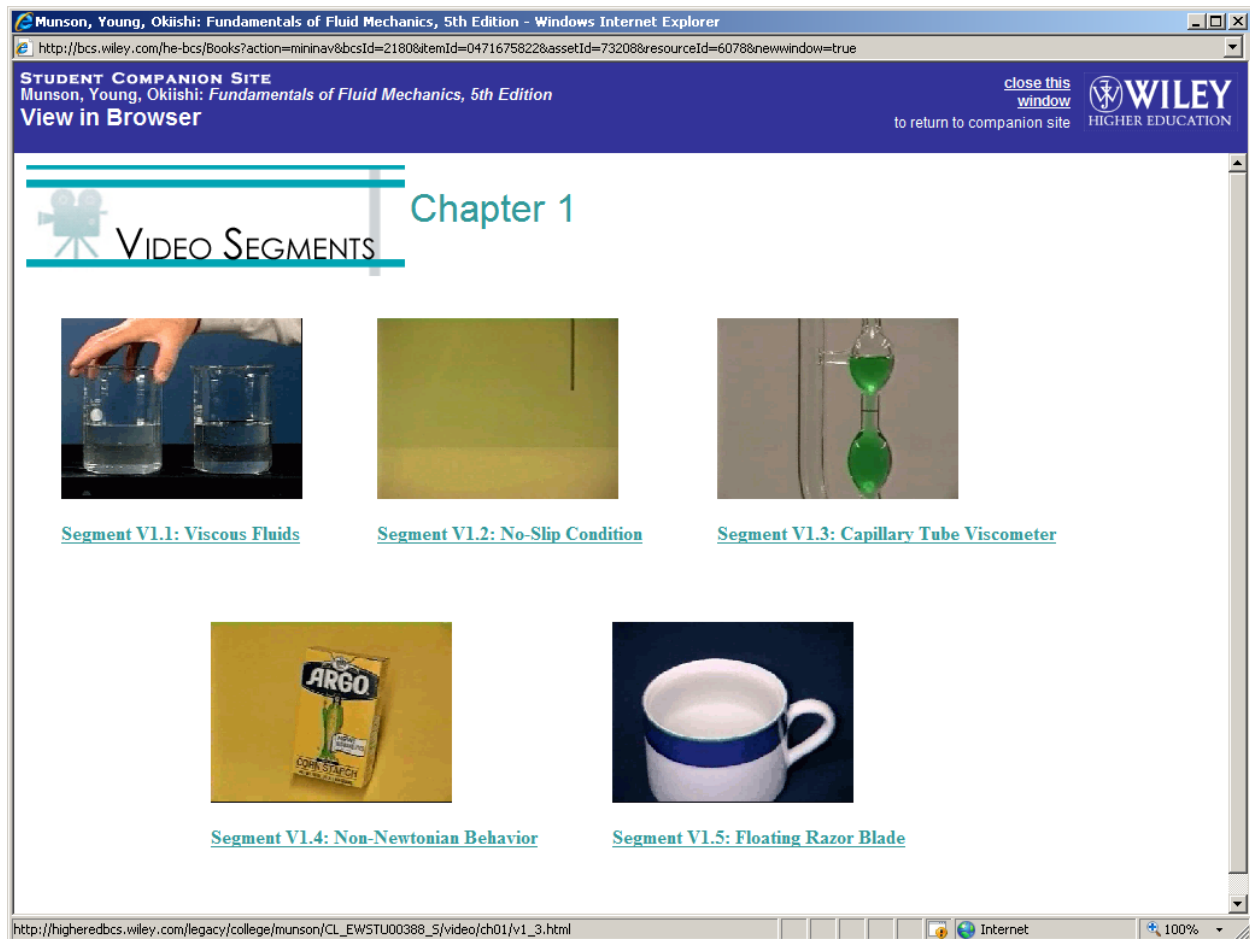


Fig. 6

\*\* If you cannot access the website, contact TAs, [nobuaki-sakamoto@uiowa.edu](mailto:nobuaki-sakamoto@uiowa.edu) or [tao-xing@uiowa.edu](mailto:tao-xing@uiowa.edu), for help.