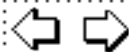


Failure & Repair Characteristics of Production Systems



This Hypercard stack was prepared by:
Dennis L. Bricker,
Dept. of Industrial Engineering,
University of Iowa,
Iowa City, Iowa 52242
e-mail: dennis-bricker@uiowa.edu

cf. "Markovian Models for Investigating
Failure and Repair Characteristics of
Production Systems", by Joseph W.
Foster, III and Alberto Garcia-Diaz,
IIE Transactions, Volume 15, No. 3
(Sept. 1983), pp. 202-209

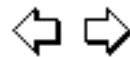


©Dennis Bricker, U. of Iowa, 1997

A production system has N identical elements.

When an element fails, it cannot be repaired unless the entire system is shut down.

Thus, to avoid the greater loss of production capacity resulting from a shutdown, it may be better to continue production with some failed elements, until a sufficient number have failed.



©Dennis Bricker, U. of Iowa, 1997

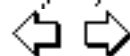
Notation

f = # of failures causing shutdown to occur

P_b = probability that an element will fail during one time interval

R_f = probability that the system will be repaired during the next time interval, given that the system is now shut down.

(assumes that the repair process is memoryless, i.e., that the probability of completing system repairs is not dependent on the length of time already spent.)



©Dennis Bricker, U. of Iowa, 1997

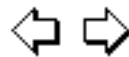
We wish to evaluate the policy

"Shut down the system for repairs only
when the number of failures is at least f "

where the parameter f is specified.

For example,

- what average production rate can be expected?
- what will be the average length of a production run before a shutdown occurs?



©Dennis Bricker, U. of Iowa, 1997

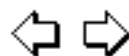
Markov Chain Model

Define the state of the system to be

$X_n =$ # of failed elements at stage n

Possible states are $0, 1, 2, \dots, f$

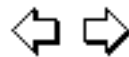
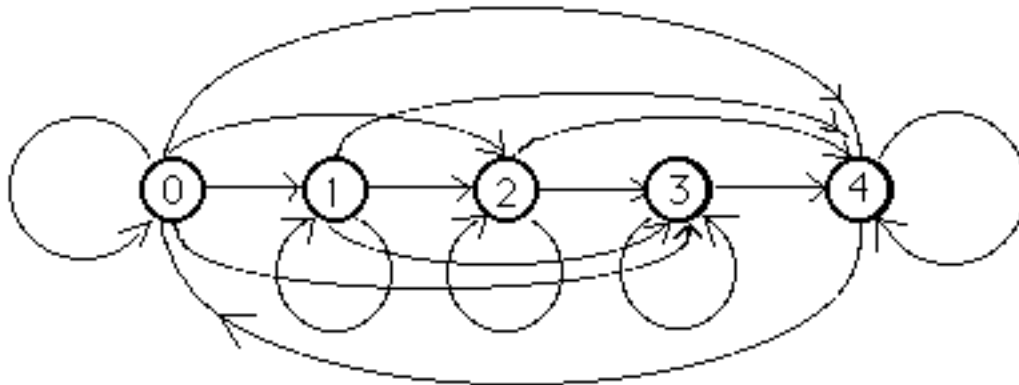
(where in state f , the number of failed elements is f or more.)



©Dennis Bricker, U. of Iowa, 1997

For example, suppose that the policy is $f=4$, i.e.,

"Shut down for repairs when 4 or more elements have failed."



©Dennis Bricker, U. of Iowa, 1997

Transition probabilities

If the system is in state i , then $N-i$ elements are currently functioning.

If $i \leq j \leq f-1$,

$$p_{ij} = P\{j-i \text{ elements fail in a group of } N-i\}$$

$$= \binom{N-i}{j-i} P_b^{j-i} (1 - P_b)^{N-j} \quad (\text{given by binomial distribution!})$$

If $i \leq j = f$,

$$p_{ij} = P\{\text{at least } j-i \text{ out of } N-i \text{ elements fail}\}$$

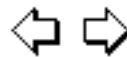
$$= 1 - \sum_{j=i}^{f-i} p_{ij} \quad \Leftrightarrow$$

©Dennis Bricker, U. of Iowa, 1997
Example

Suppose that we have $N = 10$ identical machines, and that the failure rate is $P_b = 10\%$ per hour, for each machine.

We will evaluate the policy $f=4$, i.e., shut down for repair of the system when at least 4 machines have failed.

The probability that the repair is completed after one hour is $R_4 = 50\%$.



©Dennis Bricker, U. of Iowa, 1997

Transition Probability Matrix

		1	2	3	4	5	
f	r	1	0.34868	0.38742	0.19371	0.057396	0.012795
o	2	0	0.38742	0.38742	0.17219	0.052972	
m	3	0	0	0.43047	0.38264	0.1869	
4	0	0	0	0.4783	0.5217		
5	0.5	0	0	0	0.5		

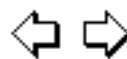
states

i	name
1	# Functioning= 10
2	# Functioning= 9
3	# Functioning= 8
4	# Functioning= 7
5	Shut down

Steady State Distribution

i	name	P<i>
1	# Functioning= 10	0.2179
2	# Functioning= 9	0.13781
3	# Functioning= 8	0.16786
4	# Functioning= 7	0.19257
5	Shut down	0.28385

$N=10, f=4,$
 $P_b = 0.1,$
 $R_4 = 0.5$



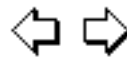
©Dennis Bricker, U. of Iowa, 1997

What is the utilization of the machines?

i	State	Pi	C	Pi×C
1	# Functioning= 10	0.2179	10	2.179
2	# Functioning= 9	0.13781	9	1.2403
3	# Functioning= 8	0.16786	8	1.3429
4	# Functioning= 7	0.19257	7	1.348
5	Shut down	0.28385	0	0

The average cost/period in steady state is 6.1102

The average number of machines functioning at any time is 6.1102, i.e., the system will operate at 61.1% of capacity.



©Dennis Bricker, U. of Iowa, 1997

What will be the average length of a production run?

Mean First Passage Times						
		states				
		i				
		name				
		1 # Functioning= 10				
		2 # Functioning= 9				
		3 # Functioning= 8				
		4 # Functioning= 7				
		5 Shut down				
to	from	1	2	3	4	5
	1	4.5892	5.7493	5.4165	6.0369	5.0459
	2	6.0961	7.2563	4.8972	5.1058	4.0061
	3	5.0436	10.793	5.9574	4.3932	3.0436
	4	3.9168	9.6661	9.3333	5.1929	1.9168
	5	2	7.7493	7.4165	8.0369	3.523

If the system begins with all machines functioning, the expected time until shutdown occurs will be 5.0459 hours.

