

Bernoulli & Related Processes



This Hypercard stack was prepared by:
Dennis L. Bricker,
Dept. of Industrial Engineering,
University of Iowa,
Iowa City, Iowa 52242
e-mail: dennis-bricker@uiowa.edu

Contents

- ☞ Bernoulli distribution
- ☞ Binomial distribution
- ☞ Geometric distribution
- ☞ Pascal (negative binomial) distribution

©D.Bricker, U. of Iowa, 1998

Bernoulli Random Variable

A random variable X has the Bernoulli distribution with parameter p if

$$\begin{aligned} P\{X = 1\} &= p \\ P\{X = 0\} &= 1-p = q \end{aligned}$$

e.g., outcome of an experiment can be classified as a "*success*" ($X=1$) or a "*failure*" ($X=0$)



©D.Bricker, U. of Iowa, 1998

Bernoulli Random Variable

Mean Value

$$E(X) = 1 \cdot p + 0(1-p) = p$$

Variance

$$\begin{aligned} \text{Var}(X) &= E[X-E(X)]^2 \\ &= (1-p)^2 p + (0-p)^2 (1-p) \\ &= (1-p)p \end{aligned}$$

©D.Bricker, U. of Iowa, 1998

Bernoulli Process

The stochastic process $\{X_n; n=1, 2, 3, \dots\}$ is a Bernoulli process if

- X_1, X_2, \dots are independent
- X_n has the Bernoulli distribution with parameter p for each n .

©D.Bricker, U. of Iowa, 1998

- Diameters of bearings coming off a production line are measured, and those that do not meet specifications are rejected. Let Y_n be the diameter of the n^{th} bearing, a normally-distributed random variable with mean 3 and standard deviation 0.002. Let $a=2.994$ and $b=3.006$ be the lower & upper tolerances, so that the bearing is not rejected if $2.994 \leq Y_n \leq 3.006$. Let $X_n=1$ if the n^{th} bearing meets specifications. Then $\{X_n; n=1, 2, \dots\}$ is a Bernoulli process with parameter 0.9974.

©D.Bricker, U. of Iowa, 1998

Examples

- At a certain intersection, about 30% of the vehicles turn left. We define $X_n=1$ if the n^{th} vehicle turns left, and 0 otherwise. Then $\{X_n; n=1, 2, \dots\}$ is a Bernoulli process with parameter $p=0.30$.

©D.Bricker, U. of Iowa, 1998

Number of successes

Let N_n be the number of "successes" of the first n trials of the Bernoulli process $\{X_n\}$, i.e.,

$$N_n = \sum_{i=1}^n X_i$$

$\{N_n; n=1, 2, \dots\}$ is a **counting process**, and N_n has the **binomial distribution**:

$$P\{N_n = k\} = \frac{n!}{k!(n-k)!} p^k (1-p)^{n-k}, \quad k=0, 1, 2, \dots, n$$



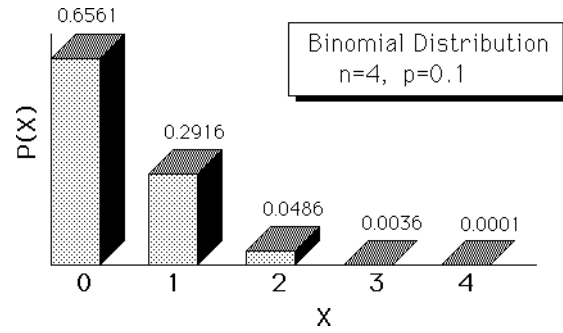
©D.Bricker, U. of Iowa, 1998

Binomial Distribution

$$P(N_n = k) = \frac{n!}{k!(n-k)!} p^k (1-p)^{n-k}, \quad k=1, 2, \dots, n$$

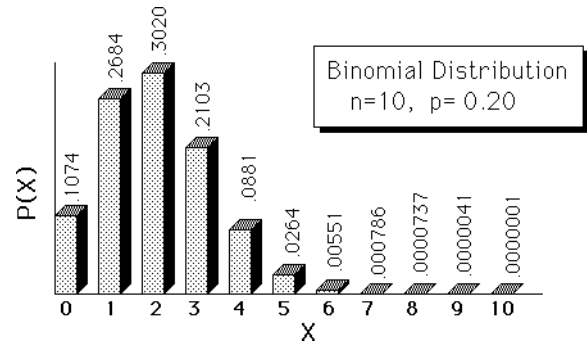
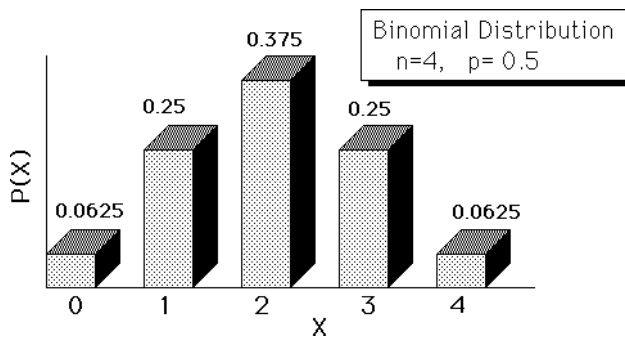
Mean Value $E(N_n) = E\left[\sum_{i=1}^n X_i\right] = \sum_{i=1}^n E(X_i) = np$

Variance $Var(N_n) = Var\left[\sum_{i=1}^n X_i\right] = \sum_{i=1}^n Var(X_i) = n(1-p)p$



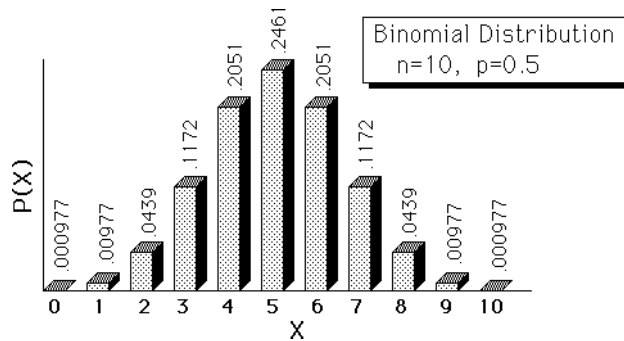
©D. Bricker, U. of Iowa, 1998

©D. Bricker, U. of Iowa, 1998



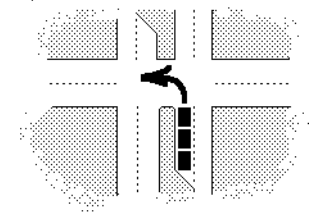
©D. Bricker, U. of Iowa, 1998

©D. Bricker, U. of Iowa, 1998



Example

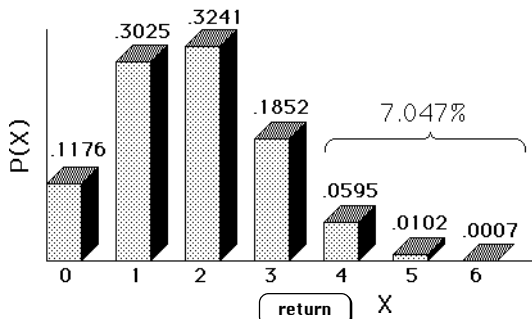
A left-turn lane at an intersection has a capacity of 3 autos. 30% of autos arriving at the intersection wish to turn left. If 6 autos arrive during a red light, what is the probability that the capacity of the left turn lane will be insufficient?



Solution

©D. Bricker, U. of Iowa, 1998

P{X of 6 autos turn left}



©D. Bricker, U. of Iowa, 1998

Times of successes

Define a stochastic process $\{T_k; k=1,2, \dots\}$ where T_k is the number of the trial in which the k^{th} success occurs.

In order for $T_1 = n$, it is necessary that

- the first $n-1$ trials must have been failures
- the n^{th} trial must be a success

Therefore,

$$P(T_1 = n) = (1-p)^{n-1} p$$

geometric distribution



©D. Bricker, U. of Iowa, 1998

geometric distribution

$$P\{T_1 = n\} = (1-p)^{n-1} p$$

CDF

$$F_{T_1}(n) = P\{T_1 \leq n\} = 1 - P\{T_1 > n\}$$

$$= 1 - P\{n \text{ failures in first } n \text{ trials}\}$$

$$= 1 - (1-p)^n$$

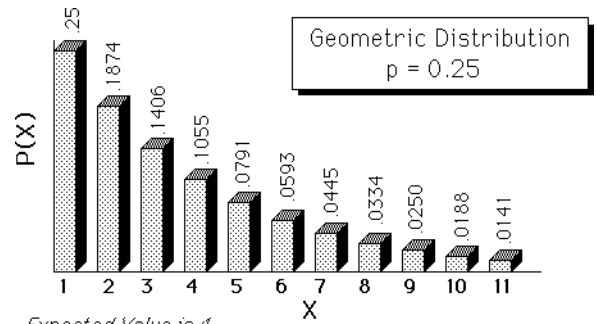
Mean Value

$$E(T_1) = \frac{1}{p} \quad \text{"return period"}$$

Variance

$$\text{Var}(T_1) = \frac{1-p}{p^2}$$

©D.Bricker, U. of Iowa, 1998



Expected Value is 4, but smaller values are much more likely!

©D.Bricker, U. of Iowa, 1998

Time of kth success

Let τ_i = additional trials performed after $(i-1)^{th}$ success, in order to achieve i^{th} success

$$T_k = \sum_{i=1}^k \tau_i$$

Negative Binomial (Pascal) distribution

Mean Value $E(T_k) = E\left(\sum_{i=1}^k \tau_i\right) = \sum_{i=1}^k E(\tau_i) = kE(T_1) = \frac{k}{p}$

Variance $\text{Var}(T_k) = \text{Var}\left(\sum_{i=1}^k \tau_i\right) = \sum_{i=1}^k \text{Var}(T_1) = \frac{k(1-p)}{p^2}$



©D.Bricker, U. of Iowa, 1998

The k^{th} success occurs on trial n if & only if

- there are exactly $k-1$ successes in the first $n-1$ trials

probability: $\binom{n-1}{k-1} (1-p)^{n-k} p^{k-1}$

- there is a success on the n^{th} trial

probability: p

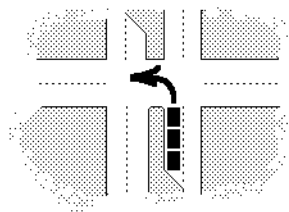
$$\therefore P\{T_k = n\} = \binom{n-1}{k-1} (1-p)^{n-k} p^k$$

©D.Bricker, U. of Iowa, 1998

Example

A left-turn lane at an intersection has a capacity of 3 autos. 30% of autos arriving at the intersection wish to turn left.

What is the probability distribution of the number of arrivals which cause the capacity of the left-turn lane to be exceeded?



©D.Bricker, U. of Iowa, 1998

Pascal Distribution
 $k=4, p=0.3$

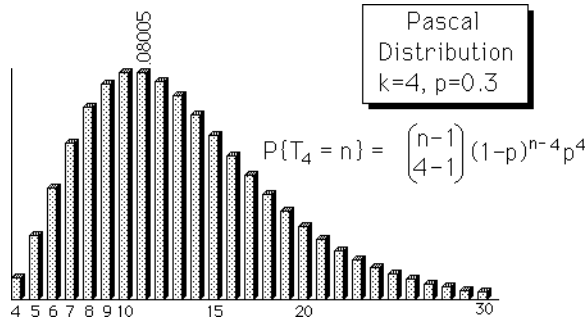
Probability that arrival # n causes the overflow of the left-turn lane

$$P\{T_4 = n\} = \binom{n-1}{4-1} (1-p)^{n-4} p^4$$

©D.Bricker, U. of Iowa, 1998

n	P(n)
4	0.00810000
5	0.02288000
6	0.03969000
7	0.05556000
8	0.06806835
9	0.07623655
10	0.08004838
11	0.08004838
12	0.07704657
13	0.07191013
14	0.06543822
15	0.05829950
16	0.05101206
17	0.04394886
18	0.03735653
19	0.03137948
20	0.02608419
21	0.02148410
22	0.01754290
23	0.01421898
24	0.01144628
25	0.00915702
26	0.00728400
27	0.00576386
28	0.00453904
29	0.00355861
30	0.00277845

P{n ≤ 30} = 99.068%



©D.Bricker, U. of Iowa, 1998