

”Crashing” a Project Schedule



“Crashing” a Project Schedule

- shortening the duration of a project by shortening the durations of one or more tasks
- additional cost is incurred for assigning extra resources (capital, men, materials, etc.) in order to lower the task durations

© 1997, D.L.Bricker, Dept of IE, U of IA

Example

Consider a project with 8 activities

Activity	predecessor activities	Normal time (days)	Crash time (days)	Crashing Cost (\$/day)
A	--	10	7	4
B	--	5	4	2
C	B	3	2	2
D	A,C	4	3	3
E	A,C	5	3	3
F	D	6	3	5
G	E	5	2	1
H	F,G	5	4	4

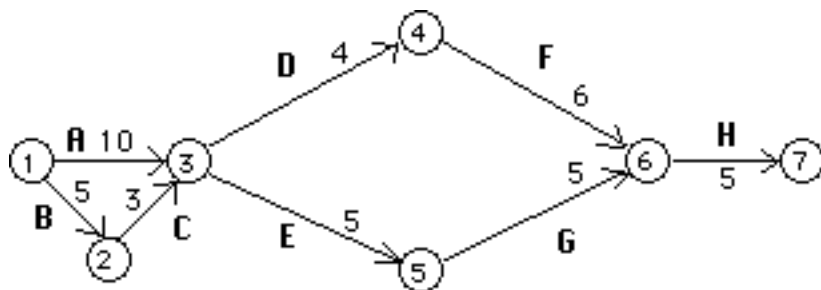
© 1997, D.L.Bricker, Dept of IE, U of IA

Example

Suppose that overhead costs of the project
are \$5/day

What is the optimal duration of the project?
(i.e., minimizing the sum of **overhead** and
crashing costs)

© 1997, D.L.Bricker, Dept of IE, U of IA

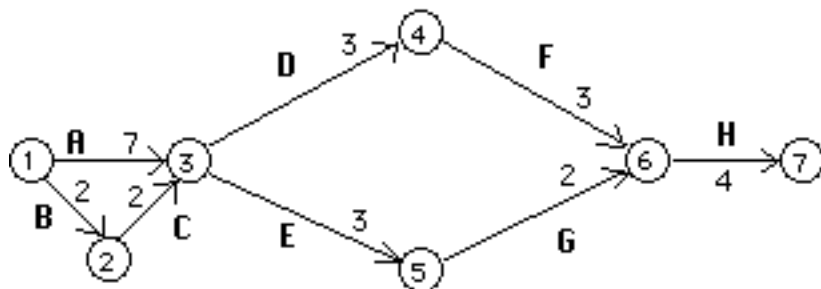


NO-CRASH SCHEDULE

Duration: 25 days

Cost:

overhead	\$125
crashing	\$ 0
total	\$125



MAX-CRASH SCHEDULE

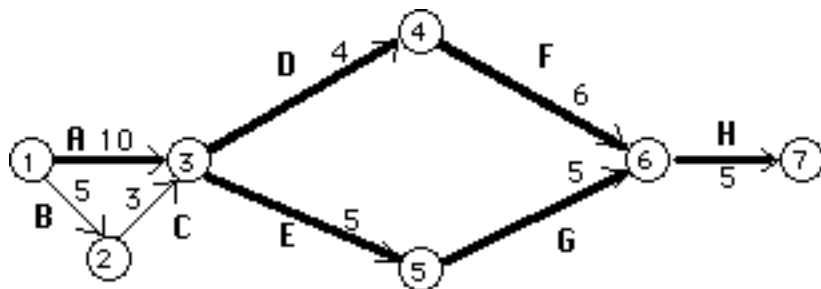
Duration: 17 days

Cost:

overhead	\$ 85
crashing	\$ 47
total	\$132

*Is there a lower-cost
schedule between these
two "extremes"?*

© 1997, D.L.Bricker, Dept of IE, U of IA

**NO-CRASH
SCHEDULE**

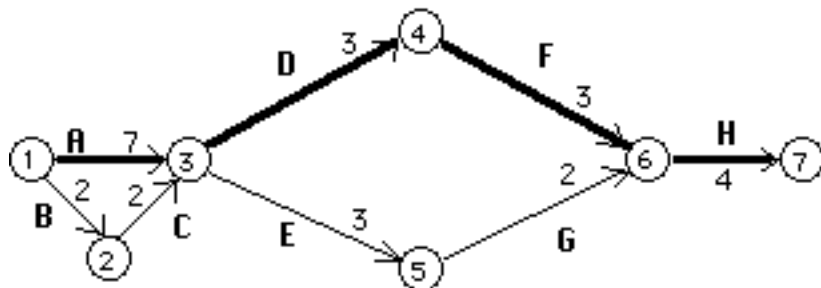
Duration: 25 days

Cost:

overhead \$125

crashing \$ 0

total \$125

**MAX-CRASH
SCHEDULE**

Duration: 17 days

Cost:

overhead \$ 85

crashing \$ 47

total \$132

*Is there a lower-cost
schedule between these
two "extremes"?*

© 1997, D.L.Bricker, Dept of IE, U of IA

LP Model

Recall the LP formulation of the critical path problem:

decision variables: Y_i = starting time for activity i

constants: d_i = duration of activity i

For the "crashing" problem, the reduction R_i in the duration of activity i is a decision variable as well, with $0 \leq R_i \leq \bar{d}_i - \underline{d}_i$

where \bar{d}_i = normal duration

\underline{d}_i = minimum duration

© 1997, D.L.Bricker, Dept of IE, U of IA

The previous precedence constraints were of the form

$$i \text{ is predecessor of } j \iff Y_j \geq Y_i + d_i$$

The new precedence constraints are of the form

$$i \text{ is predecessor of } j \iff Y_j \geq Y_i + (\bar{d}_i - R_i)$$

$$\text{i.e., } Y_j - Y_i + R_i \geq \bar{d}_i$$

$$\text{where } 0 \leq R_i \leq \bar{d}_i - \underline{d}_i$$

© 1997, D.L.Bricker, Dept of IE, U of IA

MIN $4 RA + 2 RB + 2 RC + 3 RD + 3 RE + 5 RF + RG + 4 RH$
 $+ 5 \text{ COMPLETE}$

SUBJECT TO


duration of project

- 2) $YC - YB + RB \geq 5$
 3) $YD - YA + RA \geq 10$
 4) $YD - YC + RC \geq 3$
 5) $YE - YA + RA \geq 10$
 6) $YE - YC + RC \geq 3$
 7) $YF - YD + RD \geq 4$
 8) $YG - YE + RE \geq 5$
 9) $YH - YF + RF \geq 6$
 10) $YH - YG + RG \geq 5$
 11) $\text{COMPLETE} - YH + RH \geq 5$

END

Example
LINDO
output

© 1997, D.L.Bricker, Dept of IE, U of IA

In addition, we specify "Simple Upper Bounds":

SUB	RA	3.00
SUB	RB	1.00
SUB	RC	1.00
SUB	RD	1.00
SUB	RE	2.00
SUB	RF	3.00
SUB	RG	3.00
SUB	RH	1.00

$$R_i \leq \bar{d}_i - \underline{d}_i$$

Simple Upper Bounds are treated more efficiently by LINDO than additional rows with these constraints

© 1997, D.L.Bricker, Dept of IE, U of IA

OBJECTIVE FUNCTION VALUE

1) 121.000000

VARIABLE	VALUE	REDUCED COST
RA	2.0000	0.0000
RB	0.0000	1.0000
RC	0.0000	1.0000
RD	1.0000	-1.0000
RE	0.0000	2.0000
RF	0.0000	1.0000
RG	1.0000	0.0000
RH	1.0000	-1.0000



*Amounts by
which activities
are to be
"crashed"*

© 1997, D.L.Bricker, Dept of IE, U of IA

solution, continued:

VARIABLE	VALUE	REDUCED COST
YA	0.0000	4.0000
YB	0.0000	1.0000
YC	5.0000	0.0000
YD	8.0000	0.0000
YE	8.0000	0.0000
YF	11.0000	0.0000
YG	13.0000	0.0000
YH	17.0000	0.0000
COMPLETE	21.0000	0.0000

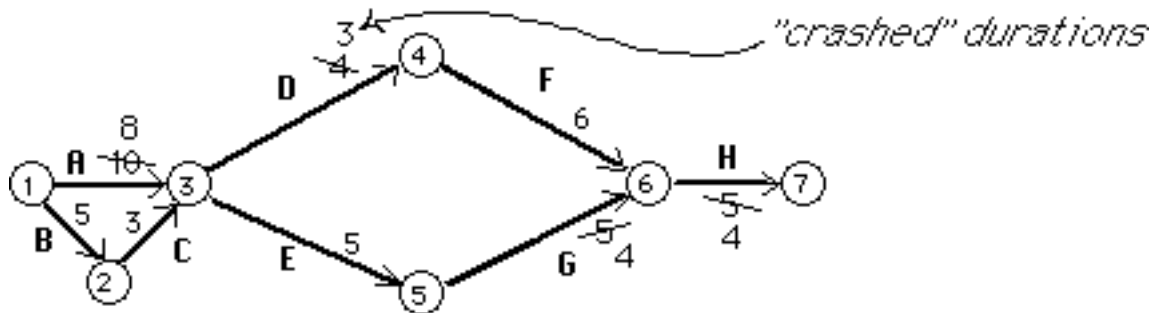
*completion
times of the
activities*

solution, continued:

ROW	SLACK OR SURPLUS	DUAL PRICES
2)	0.0000	-1.0000
3)	0.0000	-4.0000
4)	0.0000	0.0000
5)	0.0000	0.0000
6)	0.0000	-1.0000
7)	0.0000	-4.0000
8)	0.0000	-1.0000
9)	0.0000	-4.0000
10)	0.0000	-1.0000
11)	0.0000	-5.0000

© 1997, D.L.Bricker, Dept of IE, U of IA

Optimal Solution *duration: 21*



No activity has any slack... all of them lie on a critical path (of which there are four!)

- A-D-F-H
- A-E-G-H
- B-C-D-F-H
- B-C-E-G-H

Parametric Programming Approach

By using parametric programming on the right-hand-side, we can plot the project cost (overhead + crashing costs) vs. the project duration.

© 1997, D.L.Bricker, Dept of IE, U of IA

$$\text{MIN } 4 \text{ RA} + 2 \text{ RB} + 2 \text{ RC} + 3 \text{ RD} + 3 \text{ RE} + 5 \text{ RF} + \text{RG} + 4 \text{ RH} \\ + 5 \text{ COMPLETE}$$

SUBJECT TO

$$2) \text{ YC} - \text{YB} + \text{RB} \geq 5$$

$$3) \text{ YD} - \text{YA} + \text{RA} \geq 10$$

$$4) \text{ YD} - \text{YC} + \text{RC} \geq 3$$

$$5) \text{ YE} - \text{YA} + \text{RA} \geq 10$$

$$6) \text{ YE} - \text{YC} + \text{RC} \geq 3$$

$$7) \text{ YF} - \text{YD} + \text{RD} \geq 4$$

$$8) \text{ YG} - \text{YE} + \text{RE} \geq 5$$

$$9) \text{ YH} - \text{YF} + \text{RF} \geq 6$$

$$10) \text{ YH} - \text{YG} + \text{RG} \geq 5$$

$$11) \text{ COMPLETE} - \text{YH} + \text{RH} \geq 5$$

$$12) \text{ COMPLETE} = 25$$

END

*We add row (12),
which initially
sets project
completion time
equal to the
no-crash time*

© 1997, D.L.Bricker, Dept of IE, U of IA

SUB	RA	3.00
SUB	RB	1.00
SUB	RC	1.00
SUB	RD	1.00
SUB	RE	2.00
SUB	RF	3.00
SUB	RG	3.00
SUB	RH	1.00

*Simple Upper Bounds
on the reductions in
activity durations*

© 1997, D.L.Bricker, Dept of IE, U of IA

: PARARHS
 ROW:12
 NEW RHS VAL= 0

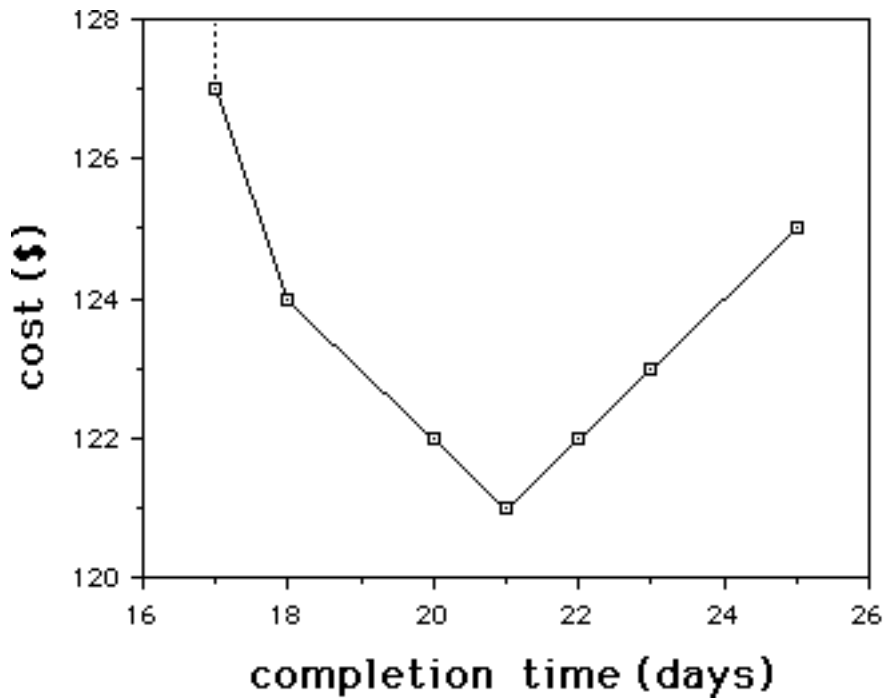
*We start the parametric analysis,
 with row (12) right-hand-side to
 be decreased from 25 to 0 days*

VAR OUT	VAR IN	PIVOT ROW	RHS VAL	DUAL PRICE BEFORE PIVOT	OBJ VAL
			25.00	-5.000	125.00
SLK 11	RD	11	25.00	-5.000	125.00
SLK 8	SLK 4	8	25.00	-2.000	125.00
SLK 5	RA	5	25.00	-2.000	125.00
SLK 2	RG	2	23.00	-1.000	123.00
RD	RH	11	22.00	-1.000	122.00
RH	SLK 5	11	21.00	-1.000	121.00
SLK 4	RB	8	21.00	.000	121.00
⋮	⋮	⋮	⋮	⋮	⋮
⋮	⋮	⋮	⋮	⋮	⋮

© 1997, D.L.Bricker, Dept of IE, U of IA

VAR OUT	VAR IN	PIVOT ROW	RHS VAL	DUAL PRICE BEFORE PIVOT	OBJ VAL
⋮	⋮	⋮	⋮	⋮	⋮
RA	RF	5	20.00	1.000	122.00
RG	SLK 4	2	18.00	1.000	124.00
RB	RC	8	18.00	2.000	124.00
SLK 5	RE	5	18.00	2.000	124.00
RF	ART	9	17.00	3.000	127.00
			.00	+INFINITY	INFEASIBLE

When RHS is reduced to 17, an artificial variable enters the basis. Further reduction is infeasible (would make artificial variable positive!)



Using the output of parametric analysis, we can plot the objective vs. the project duration!

Other Possible Objectives

- Minimize cost of crashing to meet a project deadline T

Minimize $\sum_i C_i R_i$
subject to: the usual precedence constraints
plus additional constraint:
$$Y_{\text{end}} - Y_{\text{begin}} \leq T$$

© 1997, D.L.Bricker, Dept of IE, U of IA

Other Possible Objectives

- Minimize project duration, with a given budget B available for crashing costs

Minimize $Y_{\text{end}} - Y_{\text{begin}}$

subject to:

the usual precedence constraints

plus additional constraint:

$$\sum_i C_i R_i \leq B$$

(The "budget" may be resources other than \$)

